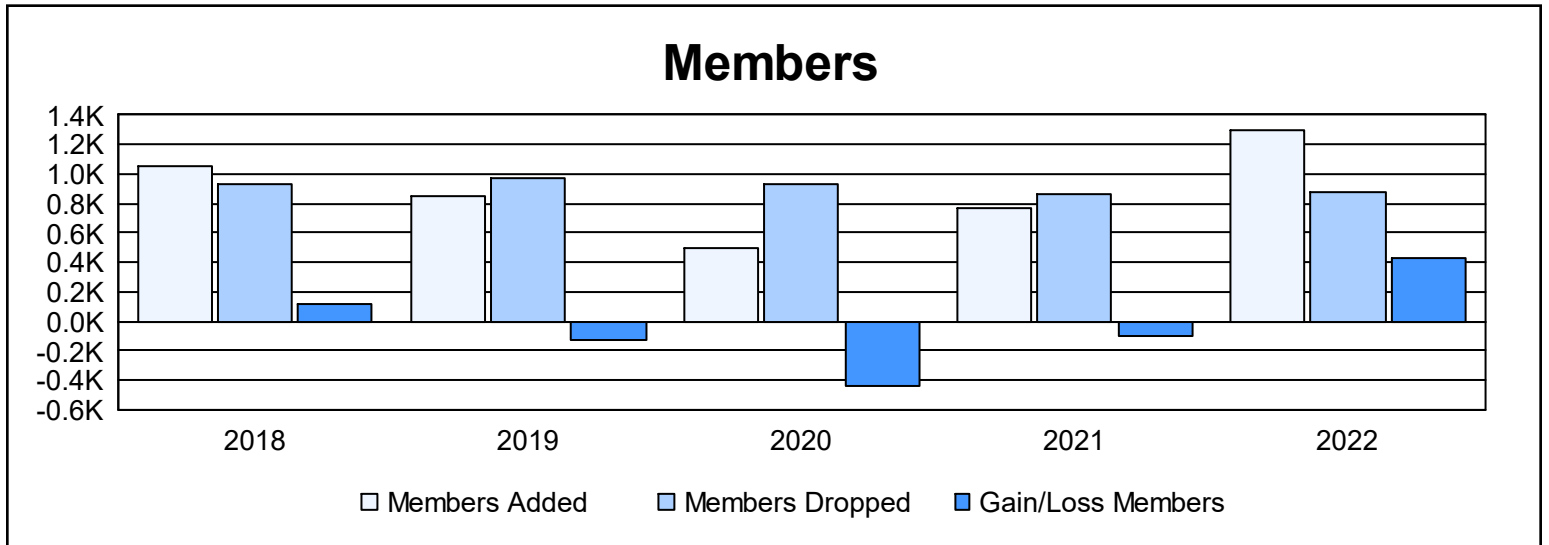
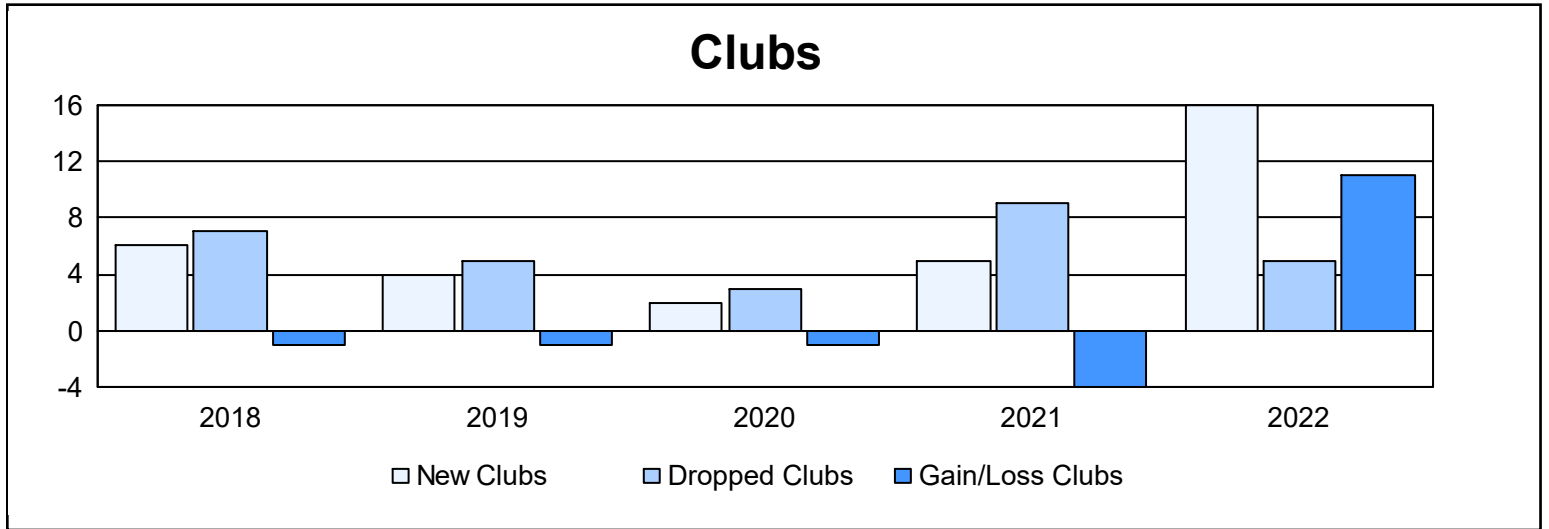
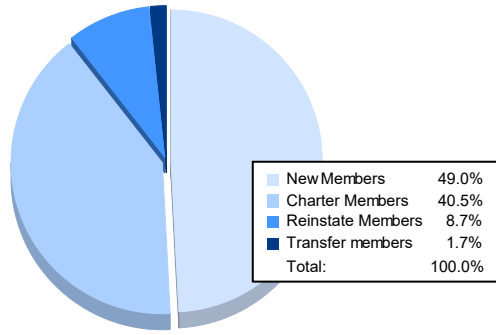


| Year           | New Clubs | Dropped Clubs | Gain/ Loss Clubs | New Members | Charter Members | Reinstate Members | Transfer Members | Total Member Added | Total Members Dropped | Gain/ Loss Members |
|----------------|-----------|---------------|------------------|-------------|-----------------|-------------------|------------------|--------------------|-----------------------|--------------------|
| 2017-2018      | 6         | 7             | -1               | 845         | 160             | 32                | 11               | 1,048              | 927                   | 121                |
| 2018-2019      | 4         | 5             | -1               | 678         | 106             | 44                | 23               | 851                | 977                   | -126               |
| 2019-2020      | 2         | 3             | -1               | 372         | 65              | 37                | 17               | 491                | 937                   | -446               |
| 2020-2021      | 5         | 9             | -4               | 527         | 150             | 81                | 15               | 773                | 867                   | -94                |
| 2021-2022      | 16        | 5             | 11               | 639         | 528             | 114               | 22               | 1,303              | 872                   | 431                |
| <b>Average</b> | <b>7</b>  | <b>6</b>      | <b>1</b>         | <b>612</b>  | <b>202</b>      | <b>62</b>         | <b>18</b>        | <b>893</b>         | <b>916</b>            | <b>-23</b>         |



### Membership Composition June 2022 Cumulative



### Gender Composition June 2022 Cumulative

